

Playhouse

TECHNICAL SPECIFICATION INFORMATION

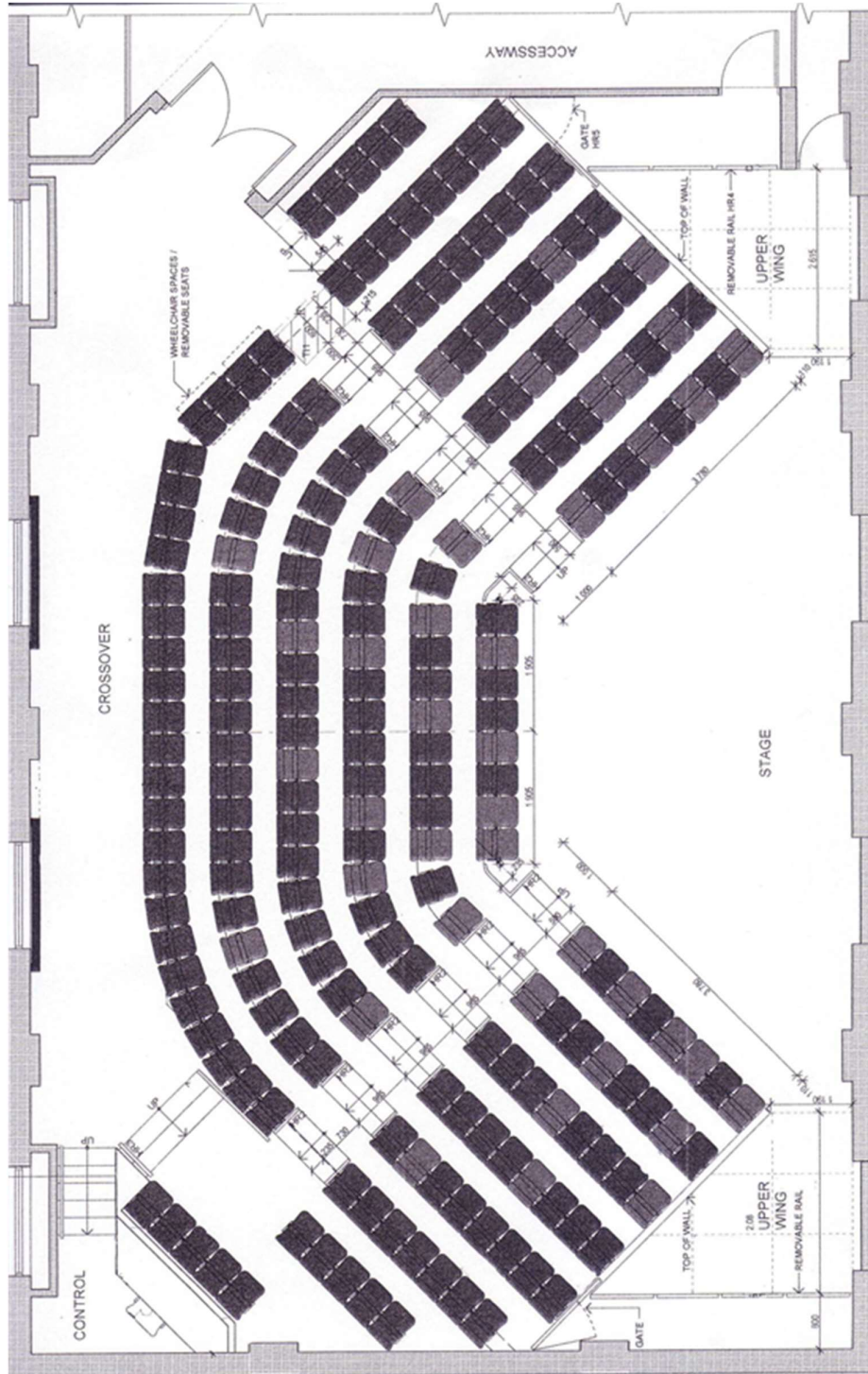
Playhouse

NOVEMBER 7, 2023
CITY OF NEWCASTLE
375 Hunter Street Newcastle NSW 2300

Contents

| | |
|--|----|
| Playhouse Seating Plan | 2 |
| View of Auditorium from Stage and Seating Capacity | 3 |
| Stage Plan | 4 |
| Stage Dimensions | 6 |
| Power / Dimmers / Lighting Control Desk / Equipment | 7 |
| Sound | 8 |
| Stage Manager / Dressing Room and Capacity / Miscellaneous | 9 |
| Lighting Truss | 11 |
| Lighting Patch Sheets PS | 13 |
| Lighting Patch Sheets OP | 14 |
| Lighting Patch Sheets Universe | 15 |
| Audio Visual | 17 |
| Loading Facilities | 17 |

Playhouse Seating Plan



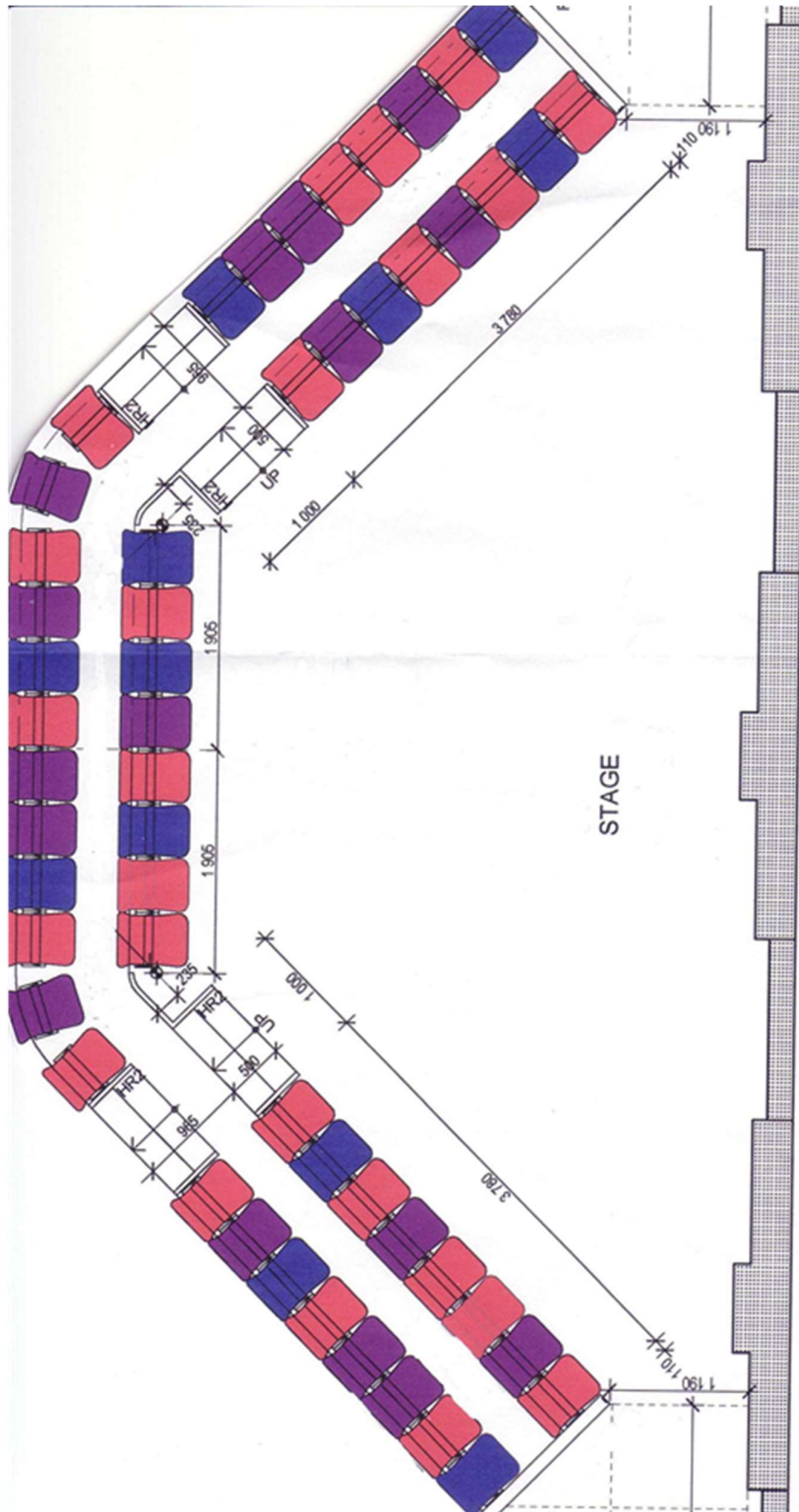
View of Auditorium from Stage

Maximum seating capacity – up to 179



Stage Plan

(1:50 scale)





Stage Dimensions

Stage Area - maximum capacity - 57

| | |
|---------------------------------|----------|
| Maximum Width DS | 3800 mm |
| Maximum Width US (Loft to Loft) | 10990 mm |
| Maximum Depth | 4530 mm |

Stage Heights

| | |
|--|---------|
| Stage Floor to underside of Lighting Grid | 5100 mm |
| Stage Floor to underside of Profile on Lighting Grid | 4500 mm |
| Stage Floor to underside of Lofts | 2200 mm |
| Stage Floor to Loft Floor | 2460 mm |
| Stage Floor to Cloth Truss | 5000 mm |

Loft Stage Area PS (currently no access available)

| | |
|------------------|---------|
| Maximum Width DS | 4600 mm |
| Maximum Width US | 3400 mm |
| Maximum Depth | 3500 mm |
| Minimum Depth | 810 mm |

Loft Stage Area OP (currently no access available)

| | |
|------------------|---------|
| Maximum Width DS | 4850 mm |
| Maximum Width US | 2600 mm |
| Maximum Depth | 3500 mm |
| Minimum Depth | 800 mm |

Stage Surface

Flat floor on timber rafters

Finish is Tempered Masonite painted black

Maximum stage loading

Distributed 5.0KPA
Concentrated 3.6 KPA

NOTE: There are no real wings other than the areas under the lofts. This space is used as access to and from stage via stairs.

Back Wall

Painted Plaster wall

Rigging

There are 8 points above stage complete with 8 x 320kg chain hoist.

WLL 300 kg per truss.

FOH Bars WLL 75kg ea. (25kg even spread over 1m, 40kg midspan load)

Control is located OP wing. **Note: Operated by CTN Staff only!**

There are two tracks US.

Track 1 holds white Cyc.

Track 2 holds Swipe Action Black Tabs. Operated from PS wing.

There is a motor controlled fly bar US in front of black tabs with a load limit of 200kg. **Note: Operated by CTN Staff only!**

Power / Dimmers

Power Supply

Main Power

160 amps

This supplies Stage Dimmers

Road Power Hook Up

There is no extra power for touring hook-up

Lighting Control Desk / Equipment

Light Control Desk

ETC Ion console - 1024 channel

Data

2 x Jands DD-8 DMX Splitter located in PS wing
DMX patching from PS rack to all lighting locations

Dimmers

4 x Bytecraft Solution 12 - Located in prompt corner
Rack 1 - 12 x 2.4 dimmers - 25 thru 36
Rack 2 - 12 x 2.4 dimmers - 37 thru 48
Rack 3 - 12 x 2.4 dimmers - 49 thru 60
Rack 4 - 12 x 2.4 dimmers - 61 thru 72

Patch Outlets

Front of House 12 per side
On Stage 12 on Floor
Per On Stage Truss 30 Ea. (P & OP)

Lamp Stock

10 x ETC Lustr+ D60 LED
10 x ETC Lustr+ 2 Source 4 LED 36 degree
4 x Altman LED Spectra CYC - 200
10 x Strand Prelude 16-32 650 w Profiles
10 x Strand Cantata 1.2 k Fresnels
2x epar UV light LED Pars (DMX control)
10 x Selecon 650w Fresnels (**NO BARN DOORS**)

Sound

| | |
|-------------------------------------|--|
| Mixing Consoles | 1 x Midas M32r 32 channel, 16 local inputs, 8 local outputs |
| System Processor | 1 x Xilica XA-3060 - stereo in Meyer UPA-1P mono in Meyer UPM/UMS |
| Speakers | 2 x Meyer UPA-1P (on lofts Stereo Main L&R) 3 x Meyer UPM-1P (Fixed to ceiling - Mono in) 1 x Meyer UMS-1P (Sub) 2 x Pastrong SPA 352 (Aux – F/B FX) 2 x Australian Monitor XDS10 |
| Other Equipment | 1 x Tascam CD-500B CD Player 1 x Sony CDP-XE500 CD Player 4 x AKG D770 Mic 4 x Shure SM58 2 x LA Audio MK3 DI Box 2 x Beyerdynamic Lge Boom Stands 2 x Beyerdynamic Sml Boom Stands 6 x 10m Mic Lead 6 x 5m Mic Lead 9 x Patch Lead 2 x Speaker Lead |
| Talkback System | 1 x Jands E401 Ezicom Master Station 4 x Jands E101 Ezicom Beltpacks 4 x Jands EHSZ Ezicom Dual Headsets Patches in Bio, Wings, Dressing Room 1 x Page mic from Bio to Dressing room |
| Patching - Terminates in Bio | 4 x XLR at DS PS 4 x XLR at DS Centre 4 x XLR at DS OP 2 x XLR at PS wing 12 in/6 return way stagebox to Bio 1 x Cat5 from Bio to DSC 2 x Cat5 From Bio to MDF Panel |

Stage manager / Dressing Rooms / Miscellaneous

Stage Manager

Position located Prompt Wing
Talkback to Bio Box
Camera feed to Prompt side
Programme Relay to Prompt side

Dressing Room # 1

Seats approx. 8 persons - maximum capacity 57
Mirrors / counter / sink
Dressing Room paging
Toilets, Disabled, Male and Female
Camera feed to Dressing Room
Programme Relay to Dressing Room

Ladders

1 x Fibreglass A-Frame 8 foot
1 x Fibreglass A-Frame 4 Meters
1 x Fibreglass A-Frame (Offset for over chairs) 4 meters

Pianos

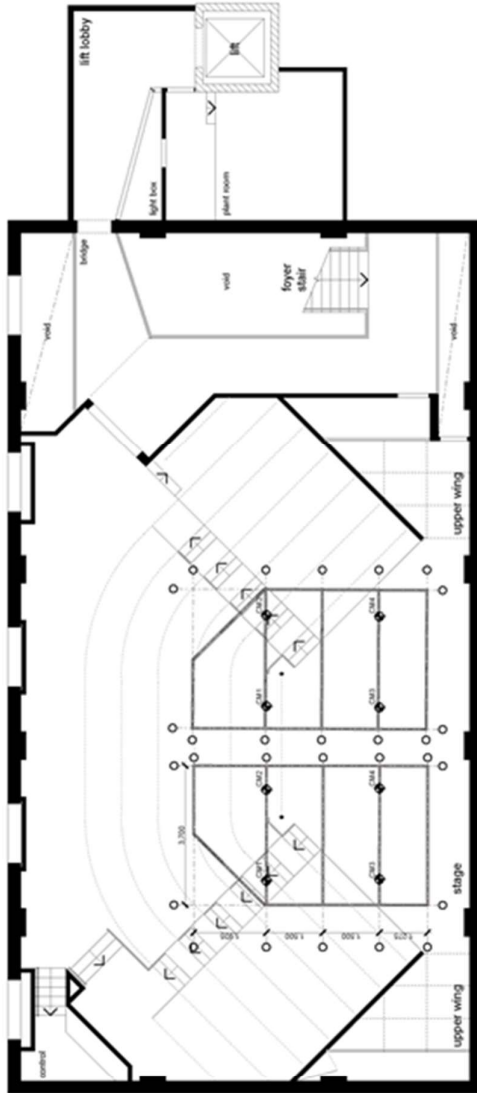
1 x 6ft Baby Conservatory Grand (C3) Yamaha tuned to A440
1 x Upright (U3) Yamaha tuned to A440

NB: Both pianos are located on a different floor level to the stage.

Dressing Room



Lighting Truss



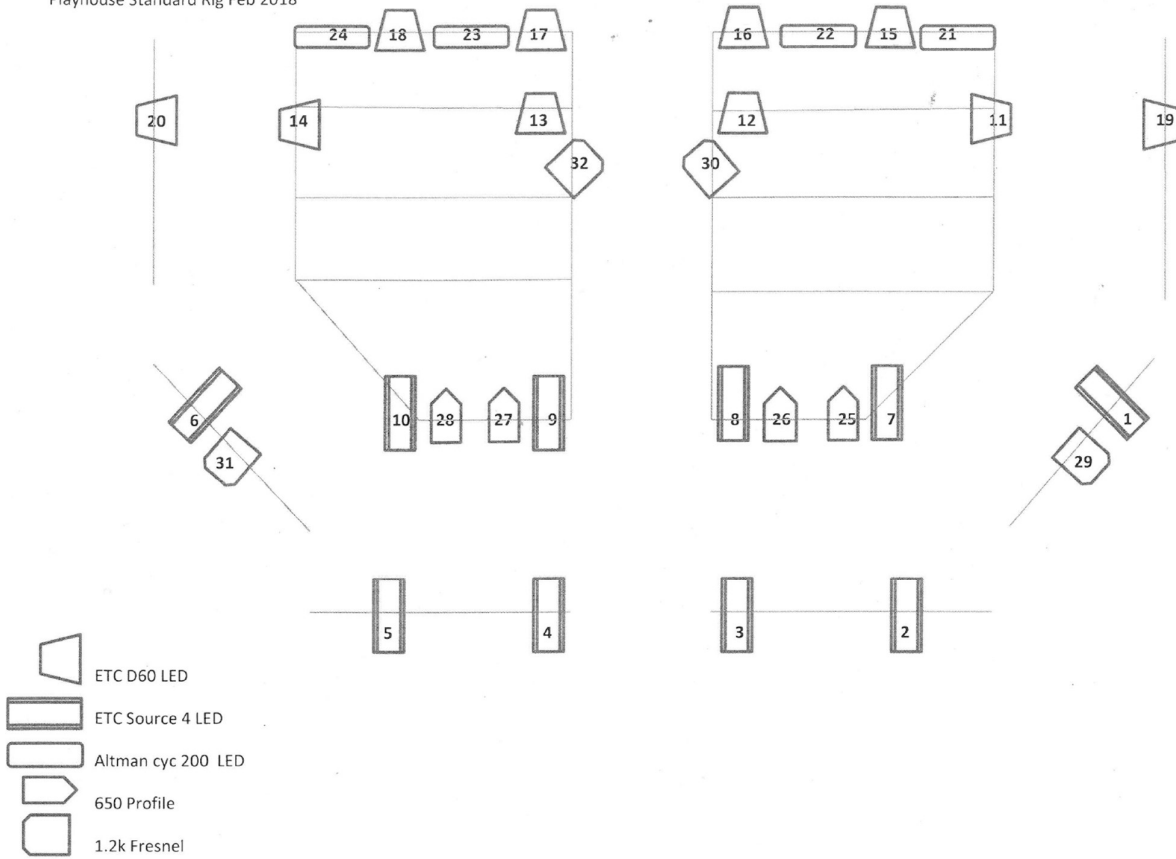
lighting truss



playhouse theatre
lighting truss
scale 1:100 @ A3

 04 Playhouse

Playhouse Standard Rig Feb 2018



Civic Playhouse Production: STD RIG PS

| Lamp No. | Lamp Type | Mode | Loom | Patch | Address | Dimmer | Channel | Notes |
|--------------|-------------------|--------------|-------|-------|---------|--------|---------|-------|
| FOH 1 | | | | | | | | |
| 1 | ETC Source 4 LED | Direct + Str | FOH 1 | 1 | 91 | | 3 | |
| 2 | | | FOH 1 | 2 | | | | |
| 3 | | | FOH 1 | 3 | | | | |
| 4 | | | FOH 1 | 4 | | | | |
| 5 | | | FOH 1 | 5 | | | | |
| 6 | ETC Source 4 LED | Direct + Str | FOH 1 | 6 | 82 | | 2 | |
| FOH 2 | | | | | | | | |
| 1 | ETC Source 4 LED | Direct + Str | FOH 2 | 1 | 73 | | 1 | |
| 2 | Cantata 1.2k Fres | | FOH 2 | 2 | | 29 | 29 | |
| 3 | | | FOH 2 | 3 | | | | |
| 4 | | | FOH 2 | 4 | | | | |
| 5 | | | FOH 2 | 5 | | | | |
| 6 | ETC D60 | Direct + Str | FOH 2 | 6 | 235 | | 19 | |
| LX 1 | | | | | | | | |
| 1 | ETC Source 4 LED | Direct + Str | LX 1 | 1 | 136 | | 8 | |
| 2 | Prelude 650w Pro | | LX 1 | 2 | | 26 | 26 | |
| 3 | | | LX 1 | 3 | | | | |
| 4 | | | LX 1 | 4 | | | | |
| 5 | Prelude 650w Pro | | LX 1 | 5 | | 25 | 25 | |
| 6 | ETC Source 4 LED | Direct + Str | LX 1 | 6 | 127 | | 7 | |
| LX 2 | | | | | | | | |
| 1 | | | LX 2 | 1 | | | | |
| 2 | | | LX 2 | 2 | | | | |
| 3 | | | LX 2 | 3 | | | | |
| 4 | | | LX 2 | 4 | | | | |
| 5 | | | LX 2 | 5 | | | | |
| 6 | | | LX 2 | 6 | | | | |
| LX 3 | | | | | | | | |
| 1 | | | LX 3 | 1 | | | | |
| 2 | | | LX 3 | 2 | | | | |
| 3 | | | LX 3 | 3 | | | | |
| 4 | | | LX 3 | 4 | | | | |
| 5 | | | LX 3 | 5 | | | | |
| 6 | | | LX 3 | 6 | | | | |
| LX 4 | | | | | | | | |
| 1 | ETC D60 LED | Direct + Str | LX 4 | 1 | 172 | | 12 | |
| 2 | Cantata 1.2k Fres | | LX 4 | 2 | | 30 | 30 | |
| 3 | | | LX 4 | 3 | | | | |
| 4 | | | LX 4 | 4 | | | | |
| 5 | | | LX 4 | 5 | | | | |
| 6 | ETC D60 LED | Direct + Str | LX 4 | 6 | 163 | | 11 | |
| LX 5 | | | | | | | | |
| 1 | ETC D60 LED | Direct + Str | LX 5 | 1 | 208 | | 16 | |
| 2 | Altman Cyc 200 | PS | LX 5 | 2 | 263 | | 22 | |
| 3 | | | LX 5 | 3 | | | | |
| 4 | | | LX 5 | 4 | | | | |
| 5 | ETC D60 LED | Direct + Str | LX 5 | 5 | 199 | | 15 | |
| 6 | Altman Cyc 200 | PS | LX 5 | 6 | 253 | | 21 | |

Civic Playhouse Production: STD RIG OP

| Lamp No. | Lamp Type | Mode | Loom | Patch | Address | Dimmer | Channel | Notes |
|--------------|-------------------|--------------|-------|-------|---------|--------|---------|-------|
| FOH 1 | | | | | | | | |
| 1 | ETC Source 4 LED | Direct + Str | FOH 1 | 1 | 100 | | 4 | |
| 2 | | | FOH 1 | 2 | | | | |
| 3 | | | FOH 1 | 3 | | | | |
| 4 | | | FOH 1 | 4 | | | | |
| 5 | | | FOH 1 | 5 | | | | |
| 6 | ETC Source 4 LED | Direct + Str | FOH 1 | 6 | 109 | | 5 | |
| FOH 2 | | | | | | | | |
| 1 | ETC Source 4 LED | Direct + Str | FOH 2 | 1 | 118 | | 6 | |
| 2 | Cantata 1.2k Fres | | FOH 2 | 2 | | 31 | 31 | |
| 3 | | | FOH 2 | 3 | | | | |
| 4 | | | FOH 2 | 4 | | | | |
| 5 | | | FOH 2 | 5 | | | | |
| 6 | ETC D60 | Direct + Str | FOH 2 | 6 | 244 | | 20 | |
| LX 1 | | | | | | | | |
| 1 | ETC Source 4 LED | Direct + Str | LX 1 | 1 | 145 | | 9 | |
| 2 | Prelude 650w Pro | | LX 1 | 2 | | 27 | 27 | |
| 3 | | | LX 1 | 3 | | | | |
| 4 | | | LX 1 | 4 | | | | |
| 5 | Prelude 650w Pro | | LX 1 | 5 | | 28 | 28 | |
| 6 | ETC Source 4 LED | Direct + Str | LX 1 | 6 | 154 | | 10 | |
| LX 2 | | | | | | | | |
| 1 | | | LX 2 | 1 | | | | |
| 2 | | | LX 2 | 2 | | | | |
| 3 | | | LX 2 | 3 | | | | |
| 4 | | | LX 2 | 4 | | | | |
| 5 | | | LX 2 | 5 | | | | |
| 6 | | | LX 2 | 6 | | | | |
| LX 3 | | | | | | | | |
| 1 | | | LX 3 | 1 | | | | |
| 2 | | | LX 3 | 2 | | | | |
| 3 | | | LX 3 | 3 | | | | |
| 4 | | | LX 3 | 4 | | | | |
| 5 | | | LX 3 | 5 | | | | |
| 6 | | | LX 3 | 6 | | | | |
| LX 4 | | | | | | | | |
| 1 | ETC D60 LED | Direct + Str | LX 4 | 1 | 181 | | 13 | |
| 2 | Cantata 1.2k Fres | | LX 4 | 2 | | 32 | 32 | |
| 3 | | | LX 4 | 3 | | | | |
| 4 | | | LX 4 | 4 | | | | |
| 5 | | | LX 4 | 5 | | | | |
| 6 | ETC D60 LED | Direct + Str | LX 4 | 6 | 190 | | 14 | |
| LX 5 | | | | | | | | |
| 1 | ETC D60 LED | Direct + Str | LX 5 | 1 | 217 | | 17 | |
| 2 | Altman Cyc 200 | PS | LX 5 | 2 | 273 | | 23 | |
| 3 | | | LX 5 | 3 | | | | |
| 4 | | | LX 5 | 4 | | | | |
| 5 | ETC D60 LED | Direct + Str | LX 5 | 5 | 226 | | 18 | |
| 6 | Altman Cyc 200 | PS | LX 5 | 6 | 283 | | 24 | |


Production: Playhouse

LX Position: Standard Rig LED Patch Universe 1


| Lamp No | Lamp Type | Mode | Position | Patch | Universe | Channel | Address/Dimmer | Notes |
|---------|---------------------|--------------|----------|-------|----------|---------|----------------|-------|
| 1 | ETC Source 4 LED | Direct + Stb | PS FOH 2 | 1 | 1 | 1 | 73 | |
| 2 | ETC Source 4 LED | Direct + Stb | PS FOH 1 | 6 | 1 | 2 | 82 | |
| 3 | ETC Source 4 LED | Direct + Stb | PS FOH 1 | 1 | 1 | 3 | 91 | |
| 4 | ETC Source 4 LED | Direct + Stb | OP FOH 1 | 1 | 1 | 4 | 100 | |
| 5 | ETC Source 4 LED | Direct + Stb | OP FOH 1 | 6 | 1 | 5 | 109 | |
| 6 | ETC Source 4 LED | Direct + Stb | OP FOH2 | 1 | 1 | 6 | 118 | |
| 7 | ETC Source 4 LED | Direct + Stb | PS LX1 | 6 | 1 | 7 | 127 | |
| 8 | ETC Source 4 LED | Direct + Stb | PS LX1 | 1 | 1 | 8 | 136 | |
| 9 | ETC Source 4 LED | Direct + Stb | PS LX2 | 1 | 1 | 9 | 145 | |
| 10 | ETC Source 4 LED | Direct + Stb | PSLX2 | 6 | 1 | 10 | 154 | |
| 1 | ETC D60 Lustr + | Direct + Stb | PS LX4 | 6 | 1 | 11 | 163 | |
| 2 | ETC D60 Lustr + | Direct + Stb | PS LX4 | 1 | 1 | 12 | 172 | |
| 3 | ETC D60 Lustr + | Direct + Stb | OP LX4 | 1 | 1 | 13 | 181 | |
| 4 | ETC D60 Lustr + | Direct + Stb | OP LX4 | 6 | 1 | 14 | 190 | |
| 5 | ETC D60 Lustr + | Direct + Stb | PS LX5 | 5 | 1 | 15 | 199 | |
| 6 | ETC D60 Lustr + | Direct + Stb | PS LX5 | 1 | 1 | 16 | 208 | |
| 7 | ETC D60 Lustr + | Direct + Stb | OP LX5 | 1 | 1 | 17 | 217 | |
| 8 | ETC D60 Lustr + | Direct + Stb | OP LX5 | 5 | 1 | 18 | 226 | |
| 9 | ETC D60 Lustr + | Direct + Stb | PS Loft | 6 | 1 | 19 | 235 | |
| 10 | ETC D60 Lustr + | Direct + Stb | OP Loft | 6 | 1 | 20 | 244 | |
| 1 | Altman CYC 200 | 08 | PS LX5 | | 1 | 21 | 253 | |
| 2 | Altman CYC 200 | 08 | PS LX5 | | 1 | 22 | 263 | |
| 3 | Altman CYC 200 | 08 | OP LX5 | | 1 | 23 | 273 | |
| 4 | Altman CYC 200 | 08 | OP LX5 | | 1 | 24 | 283 | |
| 1 | Selecon 650 Profile | | PS LX1 | | 1 | 25 | 25 | |
| 2 | Selecon 650 Profile | | PS LX1 | | 1 | 26 | 26 | |
| 3 | Selecon 650 Profile | | OP LX1 | | 1 | 27 | 27 | |
| 4 | Selecon 650 Profile | | OP LX1 | | 1 | 28 | 28 | |
| 5 | Strand 1.2k Fresnel | | PS FOH 2 | | 1 | 29 | 29 | |
| 6 | Strand 1.2k Fresnel | | PS LX4 | | 1 | 30 | 30 | |
| 7 | Strand 1.2k Fresnel | | OP FOH 2 | | 1 | 31 | 31 | |
| 8 | Strand 1.2k Fresnel | | OP LX4 | | 1 | 32 | 32 | |
| | | | | | | | | |
| | | | | | | | | |
| | | | | | | | | |
| | | | | | | | | |
| | | | | | | | | |
| | | | | | | | | |
| | | | | | | | | |



PS Lighting Truss



OP Lighting Truss



FOH from onstage

Audio Visual

1 x Stumpfl 14ft 16:9 aspect fast fold monoblox 64 front projection projector screen (must be flown by CTN staff).

1 x Epson 4500 ANSI lumen projector, permanently mounted at rear of auditorium.

HDMI link from Projector to Bio box.

SDI from projector to bio box.

Larger projectors are available with the capability to fill the cyclorama at an additional cost. Please discuss cost and availability with Technical Services.

Loading Facilities

Stage / Loading Door

Located on Hunter Street

Stage is located one (1) floor up from street level

Maximum door access Height 2150 mm

Maximum door access Width 1100 mm

Please note: there is no parking available on Hunter Street – short term parking (by arrangement) is behind the Theatre in Christie Lane – there is a short walk (approximately 100m) around the building to the loading doors.

